

# WISPerformance Series

## 4.9 GHz - 6 GHz Adjustable Sectors



The WISP4959018MBV sector panel antenna provides wideband coverage of 4.9 GHz to 6 GHz frequencies with a VSWR performance of less than 1.7:1. Its compact design provides outstanding front-to-back ratio performance and extremely stable antenna gain across the full bandwidth.

This sector panel provides field adjustable horizontal beamwidths of 60° and 90° and 16 dBi or 15 dBi of gain respectively. An adjustable pipe mount permits +/-15° vertical uptilt or downtilt.

### General Specifications:

4.9 GHz to 6 GHz adjustable sector panel antenna

### Radome Material:

White UV resistant plastic

### Backplane:

High strength aluminum extrusion

### Termination:

N, female bulkhead

### Polarization:

Vertical

### Lighting Protection:

DC grounded

### Mounting Method:

Adjustable pipe mount (included)

### Nominal Impedance:

50 Ohms



### Feature and Benefits:

- Wideband coverage of 4.9 GHz to 6 GHz frequencies with excellent performance stability - gain, VSWR and beamwidth.
- User adjustable horizontal beamwidths of 60° or 90°
- Outstanding front-to-back ratio in a compact design ensures that the radiated energy is targeted towards the area of coverage.
- Included adjustable pipe mount permits uptilt or downtilt adjustment of +/-15 degrees for more precise coverage of the geographic area.

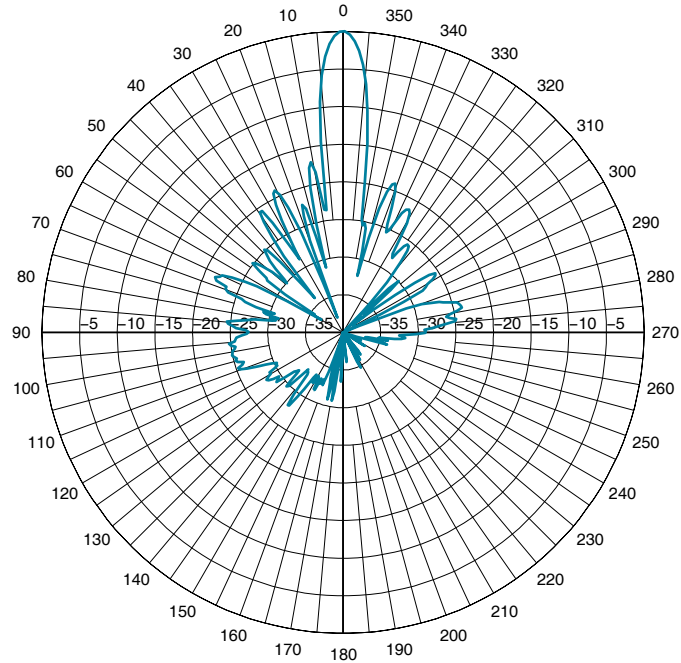
## Electrical Specifications

Model #	Frequency Range	Nominal Gain	Front-to-Back Ratio	Horizontal Plane Beamwidth	E-Plane Beamwidth	Typical Cross Poll Discrimination	VSWR	Maximum Power Input
WISP4959018MBV	4.9 GHz to 6.0 GHz	16 dBi at 60° 15 dBi at 90°	> 32 dB	60° or 90° (adjustable)	8°	> 20 dB	< 1.7:1	10 Watts

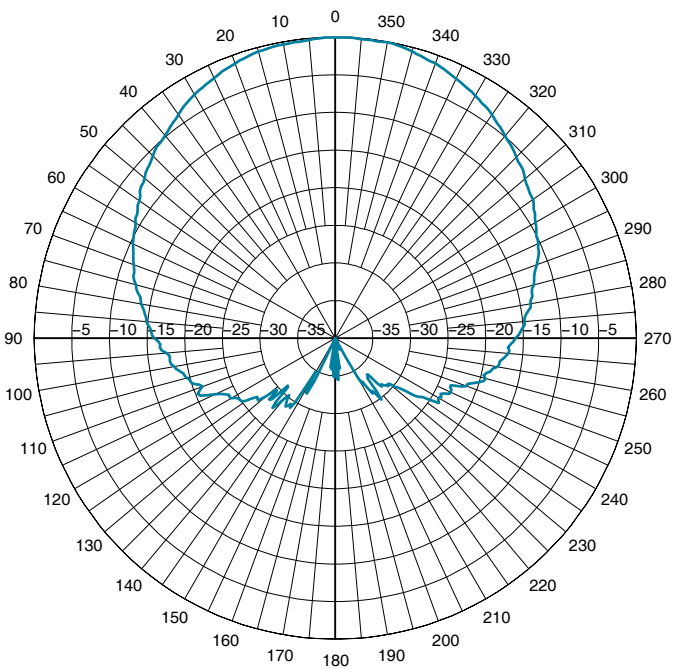
## Mechanical Specifications

Model #	Rated Wind Velocity	Lateral Thrust at Rated Wind	Equivalent Flat Plate Area	Temperature Range	Dimensions	Weight
WISP4959018MBV	125 mph	60 lbf without flaps 120 lbf with flaps	.44 ft² without flaps 1.36 ft² with flaps	-30°C to 75° C	24" L x 6" W x 3" D (609 mm L x 152 mm W x 76 mm D)	4.5 lbs (2.1 Kg)

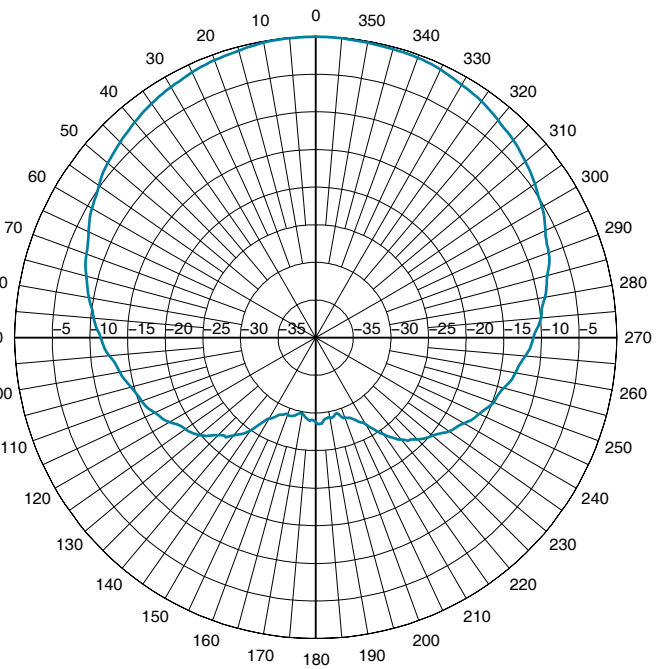
# Patterns



**WISP4959018MBV Elevation Cut**



**WISP4959018MBV - 60° Azimuth Cut**



**WISP4959018MBV - 90° Azimuth Cut**